

Scaled data based on original data using
LM-79-08 Approved Method: Electrical and Photometric Measurements of Solid-
State Lighting Products

Test Report Prepared for
Cooper Lighting Solutions
(formerly Eaton)

Brand: McGRAW-EDISON

Report Number: P946363

Luminaire Tested: **GALN-SB2A-750-U-5MQ**

Issue Date: 1/21/2025

Test Information

Test Method: LM-79-08
Report Number: P946363
TEST IS SCALED FROM IESNA LM-79-08 TEST DATA (G2-2411-289-20)
Test Lab: INNOVATION CENTER
Issue Date: 1/21/2025
Manufacturer: COOPER LIGHTING SOLUTIONS (FORMERLY EATON)
Product Line: MCGRAW-EDISON
Catalog Number: GALN-SB2A-750-U-5MQ
Description: GALLEON AREA AND ROADWAY HIGH DENSITY LED LUMINAIRE
(2) 70 CRI, 5000K, 350mA LIGHTSQUARES WITH 26 LEDS EACH AND TYPE V MEDIUM OPTICS
Light Source: -
Ballast/Driver: -

Summary

Lumens per Lamp: N/A
Luminaire Lumens: 9939 lumens
Efficiency: N/A
Efficacy: 173.5 lumens/watt
Luminous Opening: Rectangular (W 0.5' x L: 1' x H: 0')
IES Classification: Type V - Short
BUG Rating: B3 - U0 - G2

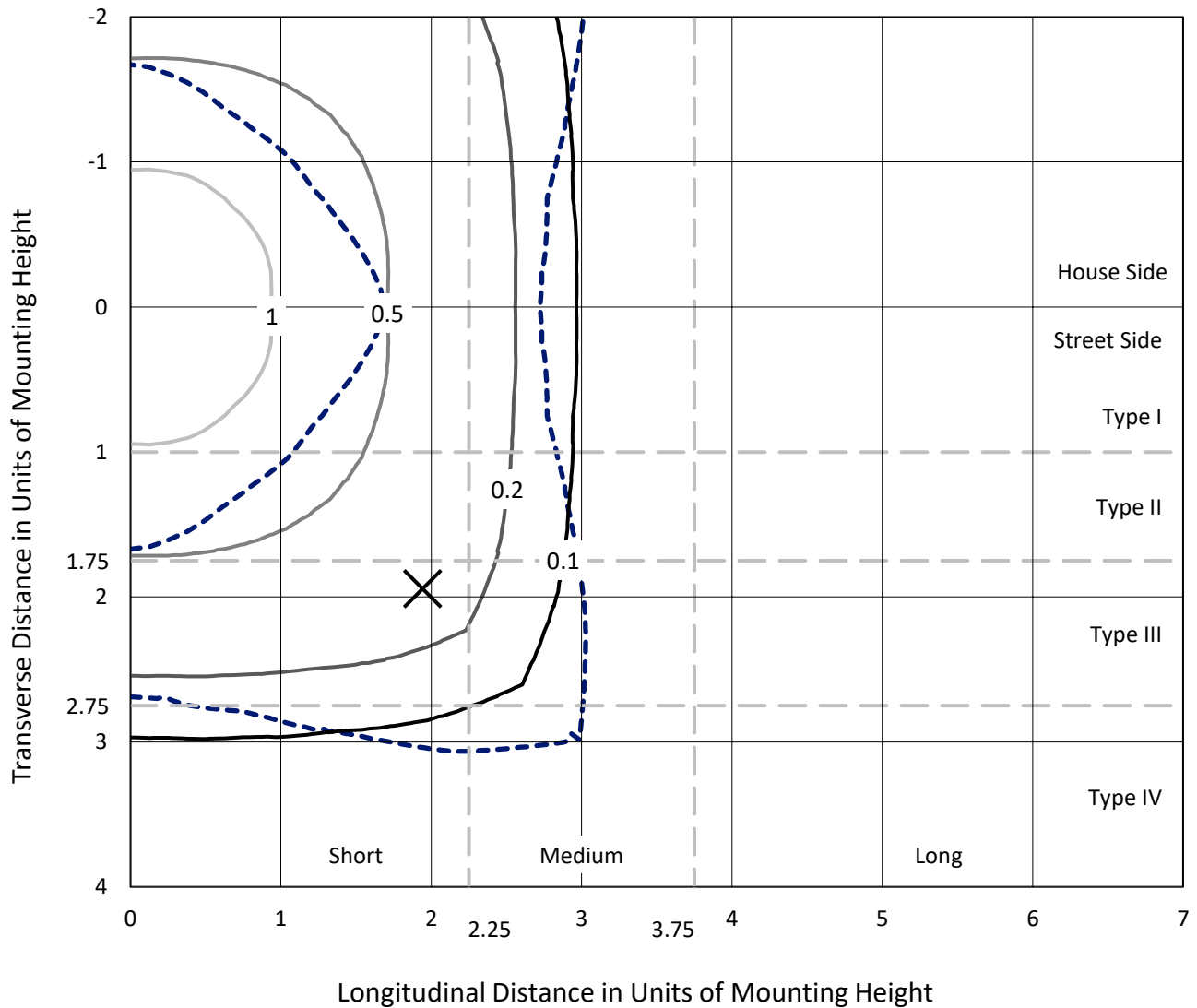
Input Watts (W): 57.3
Input Voltage (V): NR
Input Current (Ain): NR
Voltage Rise (V): NR
Power Factor: NR
Total Harmonic Distortion (THDi): NR
Frequency (hertz): 60
Stabilization Time: NR
Operation Time: NR
Ambient Temperature (°C): NR
Test Distance: 24 FT



REPORT NUMBER: P946363
 CATALOG NUMBER: GALN-SB2A-750-U-5MQ

Iso-Footcandle Lines of Horizontal Illumination

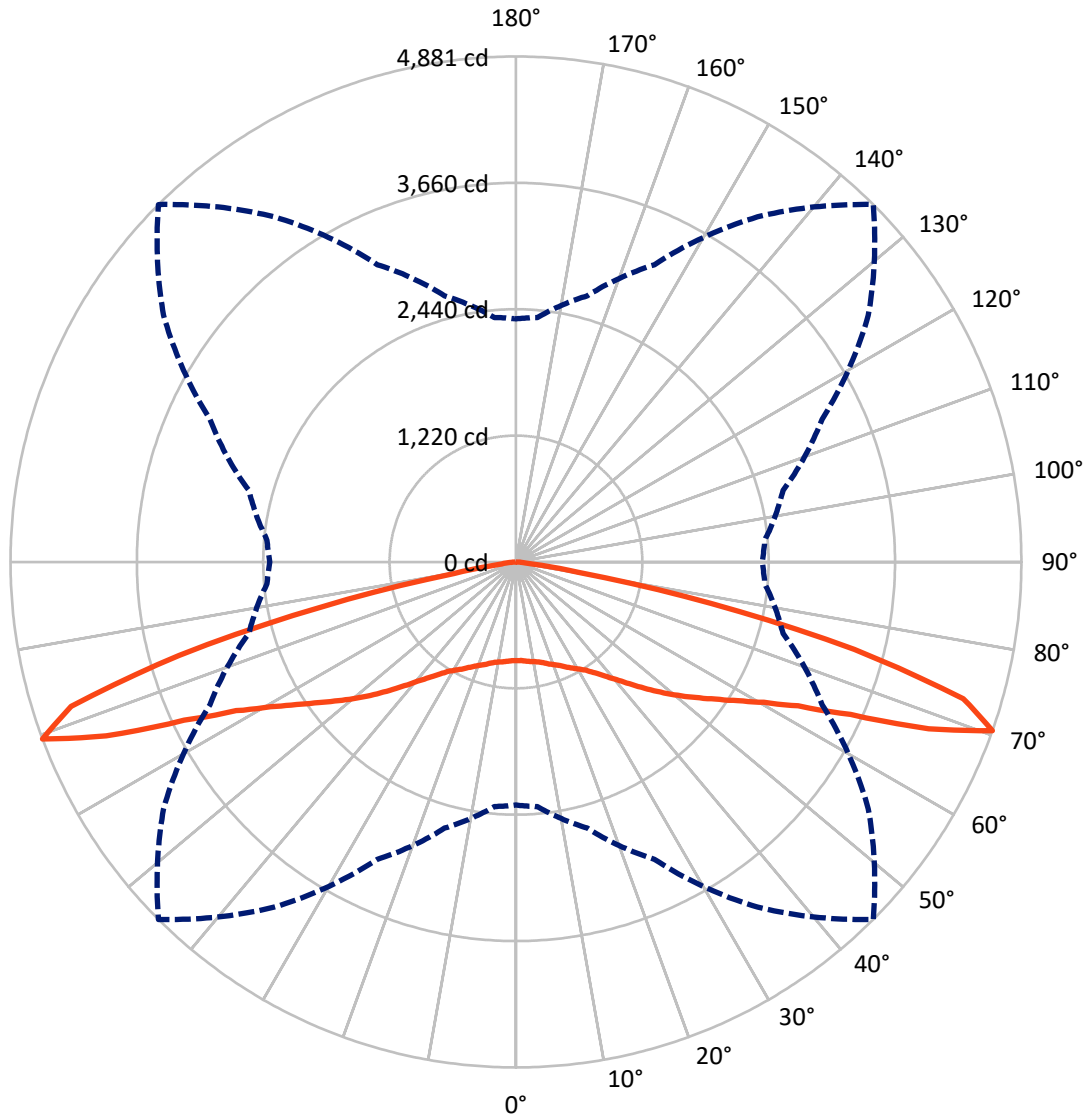
✕ Max cd
 - - - 1/2 Max cd



Based on 25 foot mounting height. Maximum calculated value = 1.5 fc
 Type V - Short - N/A

REPORT NUMBER: P946363
CATALOG NUMBER: GALN-SB2A-750-U-5MQ

Luminous Intensity Polar Plot



— Vertical Plane Through 45-Deg Lateral - - - Horizontal Cone Through 70-Deg Vertical

REPORT NUMBER: P946363

CATALOG NUMBER: GALN-SB2A-750-U-5MQ

FLUX DISTRIBUTION:

		Downward	Upward	Total
House Side	Lumens	4969.5	0.0	4969.5
	% Fixture	50.0	0.0	50.0
Street Side	Lumens	4969.5	0.0	4969.5
	% Fixture	50.0	0.0	50.0
Total	Lumens	9939.0	0.0	9939.0
	% Fixture	100.0	0.0	100.0

ZONAL LUMENS:

Zone	Lumens	% Fixture
0°-10°	92.5	0.9
10°-20°	286.8	2.9
20°-30°	512.6	5.2
30°-40°	830.8	8.4
40°-50°	1353.3	13.6
50°-60°	2063.3	20.8
60°-70°	3069.6	30.9
70°-80°	1673.0	16.8
80°-90°	57.0	0.6
90°-100°	0.0	0.0
100°-110°	0.0	0.0
110°-120°	0.0	0.0
120°-130°	0.0	0.0
130°-140°	0.0	0.0
140°-150°	0.0	0.0
150°-160°	0.0	0.0
160°-170°	0.0	0.0
170°-180°	0.0	0.0
0°-90°	9939.0	100.0
0°-180°	9939.0	100.0

Coefficient of Utilization



REPORT NUMBER: P946363

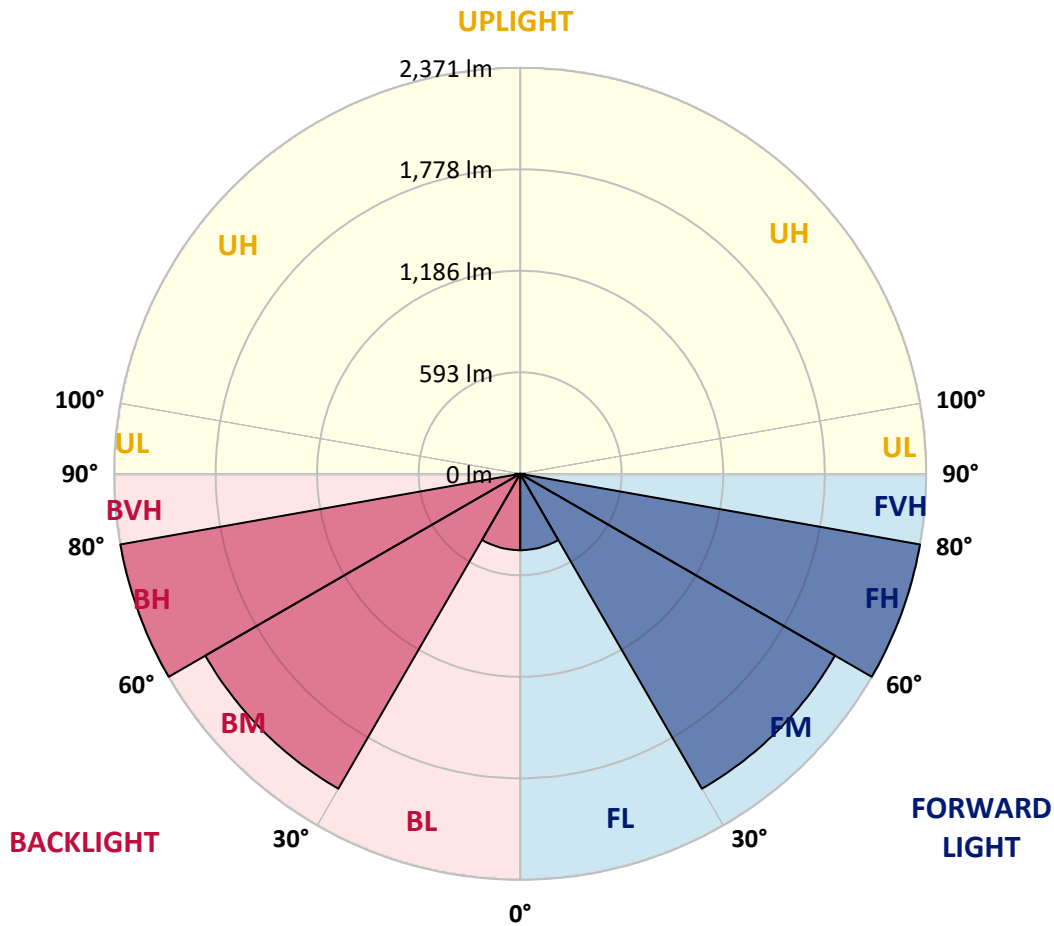
CATALOG NUMBER: GALN-SB2A-750-U-5MQ

LUMINAIRE CLASSIFICATION SYSTEM LUMEN TABLE AND BUG RATING:

Zone	Lumens	% Fixture	Zone Rating/Lumen Limit		
			B	U	G
FL (0°-30°)	445.9	4.5			
FM (30°-60°)	2123.8	21.4			
FH (60°-80°)	2371.3	23.9			G2/5000
FVH (80°-90°)	28.5	0.3			G1/100
BL (0°-30°)	445.9	4.5	B1/500		
BM (30°-60°)	2123.8	21.4	B2/2500		
BH (60°-80°)	2371.3	23.9	B3/2500		G2/5000
BVH (80°-90°)	28.5	0.3			G1/100
UL (90°-100°)	0.0	0.0		U0/0	
UH (100°-180°)	0.0	0.0		U0/0	

BUG Rating: B3-U0-G2

Type V Short



REPORT NUMBER: P946363

CATALOG NUMBER: GALN-SB2A-750-U-5MQ

CANDELA DISTRIBUTION (FULL):

	0°	5°	15°	25°	35°	45°	55°	65°	75°	85°
0°	952.1	952.1	952.1	952.1	952.1	952.1	952.1	952.1	952.1	952.1
2.5°	956.5	957.5	955.5	954.5	953.6	952.1	952.6	955.0	957.0	956.5
5°	964.5	965.5	964.0	963.5	961.5	961.0	961.0	963.5	965.0	964.0
7.5°	973.5	975.0	972.5	972.0	971.0	970.0	969.5	972.0	973.5	973.5
10°	982.0	983.5	981.5	980.0	979.0	979.0	978.0	980.0	982.5	982.0
12.5°	991.0	992.0	990.0	989.0	989.0	990.5	989.0	990.0	992.0	991.0
15°	1002.0	1002.5	1002.0	1003.4	1005.9	1010.9	1006.4	1005.4	1006.4	1003.9
17.5°	1016.9	1017.9	1019.9	1023.4	1026.9	1035.9	1027.9	1025.4	1025.4	1020.4
20°	1035.4	1036.9	1039.9	1045.9	1050.4	1058.8	1050.9	1047.4	1045.9	1039.4
22.5°	1054.8	1057.3	1061.8	1069.8	1077.8	1085.8	1077.8	1071.8	1067.3	1058.8
25°	1077.3	1080.3	1087.3	1100.3	1111.2	1122.7	1113.2	1101.2	1092.3	1080.3
27.5°	1109.2	1112.7	1121.2	1137.2	1151.1	1161.1	1152.1	1136.7	1124.2	1109.7
30°	1154.1	1157.6	1167.6	1184.6	1194.1	1200.5	1194.6	1182.6	1167.6	1151.1
32.5°	1212.0	1216.5	1227.5	1243.5	1245.5	1246.5	1244.5	1238.5	1227.5	1207.5
35°	1285.4	1290.4	1302.8	1315.8	1313.8	1315.8	1312.8	1310.8	1302.8	1279.9
37.5°	1375.2	1381.2	1394.1	1404.1	1399.1	1396.6	1397.1	1397.6	1393.2	1367.7
40°	1479.5	1487.5	1496.9	1507.4	1498.9	1491.5	1496.4	1500.4	1496.4	1470.5
42.5°	1586.8	1598.2	1608.2	1623.2	1616.2	1606.7	1613.7	1618.2	1609.7	1581.8
45°	1706.0	1717.0	1730.0	1752.4	1747.4	1737.4	1747.4	1748.4	1734.0	1701.0
47.5°	1829.3	1840.7	1860.2	1890.1	1888.1	1877.2	1890.1	1883.1	1864.7	1825.3
50°	1946.0	1962.0	1991.9	2033.8	2037.8	2024.4	2041.8	2028.4	1997.4	1948.0
52.5°	2055.8	2072.8	2120.2	2177.0	2191.5	2174.1	2197.5	2174.1	2127.6	2064.3
55°	2171.1	2190.0	2246.4	2320.8	2349.7	2336.7	2358.7	2323.2	2257.4	2180.5
57.5°	2306.8	2318.3	2385.6	2473.9	2522.8	2525.8	2535.8	2475.9	2396.1	2308.8
60°	2454.0	2469.9	2543.3	2649.1	2726.4	2751.4	2740.9	2652.1	2559.3	2459.0
62.5°	2642.6	2660.1	2747.9	2874.6	2996.9	3058.7	3017.8	2889.1	2774.3	2654.1
65°	2798.8	2818.2	2976.9	3203.0	3425.5	3549.7	3447.0	3209.9	3003.4	2833.7
67.5°	2685.5	2709.5	2958.5	3373.6	3927.0	4297.7	3945.9	3424.5	3019.8	2789.8
70°	2347.2	2369.7	2660.1	3167.5	4068.2	4880.5	4153.0	3260.8	2669.5	2412.1
72.5°	1558.3	1630.7	1924.6	2533.3	3632.6	4516.3	3668.5	2481.9	1785.3	1554.8
75°	516.9	574.8	775.4	1313.3	2433.0	3377.6	2316.3	1162.1	614.2	442.1
77.5°	130.2	150.2	207.1	375.7	970.5	1923.1	873.7	306.9	167.2	116.8
80°	63.4	69.9	99.8	125.2	243.0	611.3	228.0	117.8	78.8	60.9
82.5°	34.9	35.4	56.4	70.9	90.3	158.2	93.8	68.9	45.4	36.9
85°	21.5	21.0	29.9	37.9	37.9	56.4	44.9	37.9	25.9	23.0
87.5°	8.5	8.5	11.0	12.0	10.5	14.5	11.5	12.5	10.0	9.5
90°	0.0	0.0	0.0	0.0	0.0	0.0	0.0	0.0	0.0	0.0

(END C

90°
952.1
957.0
964.5
973.5
982.0
990.5
1003.9
1020.4
1039.4
1058.3
1079.8
1109.2
1151.1
1208.0
1279.9
1367.7
1470.5
1583.8
1704.5
1822.8
1947.0
2058.3
2170.1
2296.8
2443.0
2633.1
2805.8
2755.4
2377.6
1504.4
418.1
104.3
55.9
36.9
24.0
10.0
0.0

OF REPORT)